

COUNTRY REPORTS

Important facts & figures about migrants & integration in Germany, Austria and Finland



Country reports: Important facts & figures about migrants & integration in Germany, Austria and Finland (June 2013)

These country reports have been written by the following partners:

- Germany by “Gemeinsam leben & lernen in Europa”
- Austria by „BFI Oberösterreich“
- Finland by „Multicultural Centre Kompassi“

Within their joint project „engaged migrants: Pathways overcoming worries, exclusion & racism” (2011-2013) within the EU-program *Grundtvig Learning Partnerships*.

More information of this partnership can be found at:

<http://www.gemeinsam-in-europa.de/unsere-projekte-aktionen/empower-engaged-migrants-pathways-overcoming-worries-exclusion-racism.html>

<http://www.bfi-ooe.at/bfiweb/empower.html>

http://www.puijola.net/kompassi/?Projektit:Grundtvig_projektit

Project partners:



Gemeinsam leben und lernen in Europa e.V., Germany

Leopoldstraße 9
94032 Passau
info@gemeinsam-in-europa.de
www.gemeinsam-in-europa.de



Berufsförderungsinstitut Oberösterreich, Austria

Region Linz Mühlviertel
Muldenstraße 5
4020 Linz
www.bfi-ooe.at



Setlementti Puijola ry – Multicultural Center Kompassi, Finland

Kuopion Setlementti Puijola ry
Monikulttuurikeskus Kompassi
Hapelähteenkatu 33
70110 Kuopio
www.puijola.net/kompassi

Disclaimer:

“All the articles written in this report are based on the official sources that were available at the time they were written (2011 - June 2013). Please note that the writing organizations are not responsible if the said sources are no longer available from the given source for whatsoever reason.”

“This project has been funded with support from the European Union. This document and all its content reflect the views only of the author, and the Commission cannot be held responsible for any use which may be made of the information contained therein.”

Introduction

People with a migration background verifiably have less chance of integration in social and cultural areas as well as in the labour market. The expectations of the receiving society toward migrants are often very high - the possibilities to gain a foothold on the contrary are rather low.

Obstacles within the acknowledgment of vocational and educational degrees and the legal situation concerning residence titles in the country of arrival serve as sorting mechanisms, which, in addition to the language barriers, hinder the integration of migrants. Skills, strengths and competences are being wasted, as they are not used. This triggers the risk of migrants losing confidence in their own skills, becoming demotivated and only staying within their already existing circle of friends. Therefore, precious people and resources for society are getting lost.

The project *em:Power* addresses opinion leaders/disseminators and active persons in communities and organizations in order to provide project examples, which can immediately be adapted after considering certain conditions in the immigration country. Positive experiences during these projects should be used and project ideas should be spread within as many organizations and communities as possible. Projects, which have already been implemented successfully, encounter less opposition in negotiations with funding bodies.

On the following pages you get a brief overview and information about the situation in **Germany, Austria and Finland**. The political situations vary in each country, even though they are all part of the European Union.

In order for people to integrate, there need to be various possibilities available. These opportunities can only be created when knowing about the conditions and legal background for migration in the receiving country. Moreover it is crucial to know who holds which responsibilities in the country or the region you want to implement a project for and with migrants.

The work on the Resource Guide and the best practice examples showed how important it is to get a general idea about:

- Why people enter the country?
- Where are the areas of high population density of immigrants?
- Where are contact points for immigrants?
- Legal background for immigration
- Integration of migrants (labour market, educational system, political participation, social participation)

There is no need to reinvent the wheel. Already working examples and good ideas should act as an inspiration and animate to imitate. The handbook is intended as a recommendation, which was compiled by the representatives of all participating partner institutions. You can use this index of contents as a template to create a report of your country.

The learning partnership em:Power has the following goals:

We intend

To prepare a guide book, ready to use with good and best practice examples to empower migrants

We address

Organizations and communities who have the authority to implement projects

Expected results

Spread the examples around the EU, gain networks and tools against prejudice

Contents

1. Country report Germany: Important facts & figures	7
1.1 Immigration of migrants to Germany	7
1.1.1 Brief overview of the legal background for immigration.....	7
1.1.2 Types of immigration	7
1.1.3 Development of immigration	7
1.2 Migrants living in the country.....	9
1.2.1 Foreigners in the country	9
1.2.2 People with an immigration background	9
1.2.3 Countries of origin	10
1.2.4 Attributes of the different groups of migrants.....	10
1.3 Integration of migrants in the country.....	11
1.3.1 Integration of migrants	11
1.3.2 In the educational system	11
1.3.3 In the labour market	11
1.3.4 Political participation.....	12
1.3.5 Social participation	12
2. Country report Austria: Important facts & figures.....	13
2.1 Immigration of migrants to Austria	13
2.1.1 Brief overview of the legal background for immigration	13
2.1.2 Types of immigration.....	13
2.1.3 Development of immigration.....	14
2.2 Migrants living in the country	15
2.2.1 Foreigners in the country.....	15
2.2.2 People with an immigration background	15
2.2.3 Countries of origin.....	15
2.2.4 Attributes of the different groups of migrants	16
2.3 Integration of migrants in the country	17
2.3.1 Integration of migrants	17
2.3.2 In the educational system.....	19
2.3.3 In the labour market.....	21
2.3.4 Political participation	21
2.3.5 Social participation.....	21

3. Country report Finland: Important facts & figures	22
3.1 Immigration of migrants to Finland	22
3.1.1 Brief overview of the legal background for immigration	22
3.1.2 Types of immigration	23
3.1.3 Development of migration	24
3.2 Migrants living in the country	25
3.2.1 Foreigners in the country	25
3.2.2 People with an immigration background	25
3.2.3 Countries of origin	25
3.3 Integration of migrants in the country	27
3.3.1 Integration of migrants Integration measures:	27
3.3.2 In the educational system	28
3.3.3 In the labor market	29
3.3.4 Political participation	31
3.3.5 Social participation	31
4. Sources	34
4.1 Germany	34
4.2 Austria	35
4.1 Finland	35

Countrys of the Grundtvig learning partnership em:Power



© Isabel Eriebach



1. Country report Germany: Important facts & figures

Gemeinsam leben und lernen in Europa e.V.

1.1 Immigration of migrants to Germany

1.1.1 Brief overview of the legal background for immigration

EU-Citizens have the full stay and work permit (with limited exceptions for new member states)

For Non-EU-Citizens there exist different types of stay permits:

1. **Visa:** for a stay for up to 3 months
2. *Limited stay for a certain purpose:* limited until the purpose of the stay ends (e.g. study)
3. *Unlimited stay permit: if the person*
 - Has a limited stay permit for at least 5 years
 - Earns one's living
 - knows sufficiently German
 - Has basic knowledge of the German state and history
 - Has No previous conviction

Citizenship:

conditions to get the German citizenship:

First way: is

- To have a stay permit for at least 8 years
- To be willing to give up the former citizenship
- To fulfill the further conditions (earn one's living, good knowledge of German)

Second way:

for children who were born in Germany

- If one parent lives in Germany for at least 8 years and has an unlimited stay permit
- When they reach the age of 18 he/she has to decide within the next 5 years for one of the citizenships (the German or the one of the parents')

Types of immigration

For working purposes – Clear distinction

between the required qualifications-

For unqualified work: just seasonal work permit

For people with a completed formation: limited work permit

For highly qualified people: unlimited work permit

But: the employment agencies will always check if there isn't a German or foreigner already living in Germany who could do the job (with just a few exceptions), and that the foreigner wouldn't be paid worse than a German.

For the purpose of study and formation

Students are allowed to stay until one year after finishing their studies, if they don't find a job they must leave.

Immigration of family members

Conditions: the husband or wife already living in Germany has to be able to earn the living for the partner or the children coming to Germany.

- The partner has to speak a little German
- The partner has the same right to work as the one already living in Germany

Refugees

The conditions for being recognized as a refugee are very restricted:

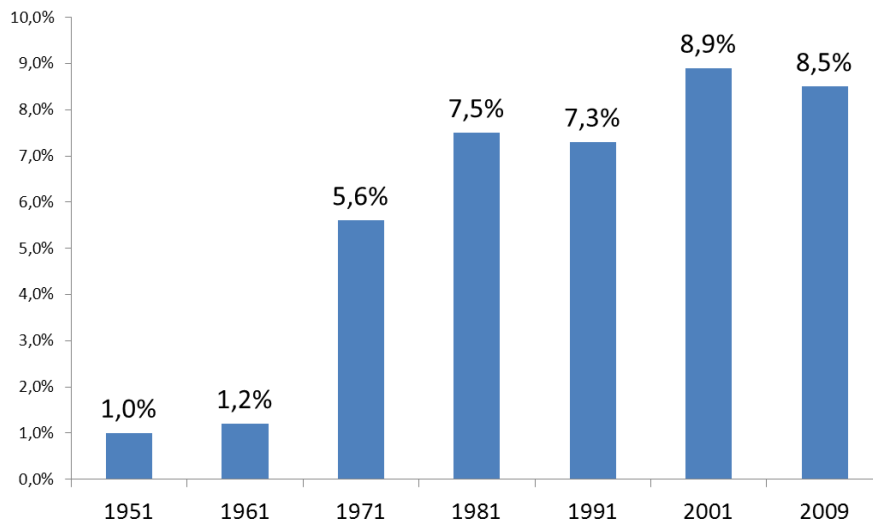
- A refugee is only allowed to make an application for asylum in the first country of the EU he/she sets foot on – therefore not many refugees arrive in Germany
- During the action refugees are allowed to stay, but: may not work in the first year have to live mainly in special residences get less than the subsistence income may not leave their district without permission

Illegal immigration

Without a legal permit it is illegal to cross the border and to stay in Germany.

1.1.3 Development of immigration

Number of migrants immigrating to the country since 1945
(Share of foreigners on the whole population)



Source: Central Register of Foreigners (AZR)

Brief overview of the most important immigration processes:

The recruitment of workers from southern European countries has been the first main immigration process to Germany

Reason: lack of labour force

Recruitment contracts with foreign governments: Spain, Greece, Turkey, Morocco, Portugal, Tunisia, and Yugoslavia

1973 stop of recruitment; workers were supposed to leave again but a lot of them stayed and brought their families to Germany.

The second main group of migrant has

been the so-called Ethnic German “resettlers” since 1990.

Definition: ethnic Germans from the successor states of the former Soviet Union and from other East European states could come back and get a German citizenship.

Most of them came back after the collapse of the Soviet Union.

As a consequence of these two processes Germany appears as an immigration country since the 1970s.

1.2 Migrants living in the country

1.2.1 Foreigners in the country

Number of foreigners at present

In 2009 there were living 6.950.000 foreigners in Germany (8.5%), in Bavaria 1.065.000 (8.5%) and in the city of Passau 5.020 (9.9%).

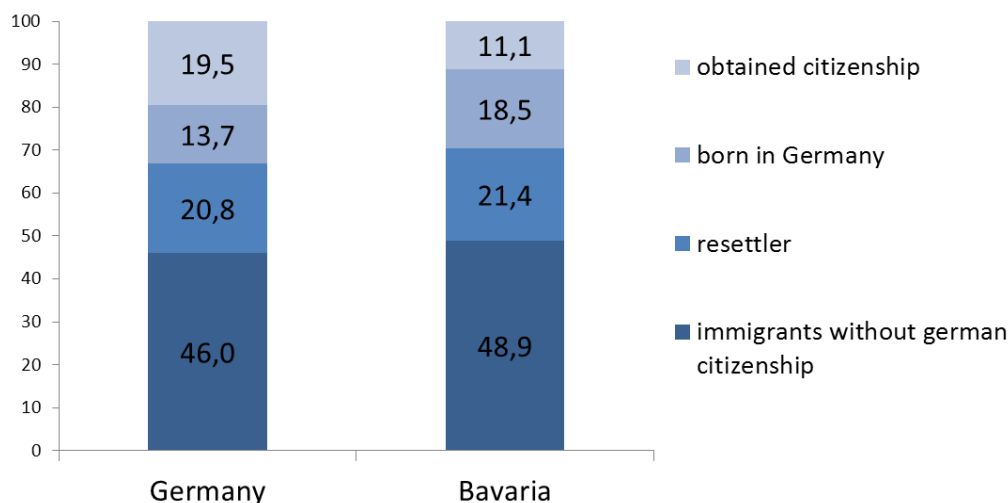
1.2.2 People with an immigration background

Definition “immigration background”:

Immigration background means in the official German definition people who:

- Have a foreign citizenship
- Have a German citizenship but a migration history
- Have a German citizenship but parents with a foreign citizenship or an immigration history

Number of people with an immigration background and share of people with an immigration background on the whole population

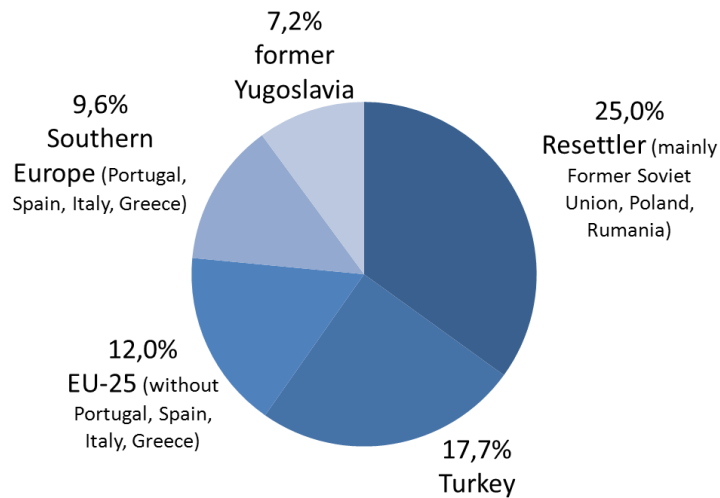


Source: Mikrozensus, Statistisches Bundesamt, 2009; Central Register of Foreigners (AZR)

More than half of the migrants with immigration background have a German citizenship.

1.2.3 Countries of origin

Number of foreigners and people with an immigration background of the most important countries of origin



Source: Mikrozensus 2005, calculations made by Berlin Institut für Bevölkerung und Entwicklung, 2009

1.2.4 Attributes of the different groups of migrants

Demographical facts about the different groups of migrants compared to the native population:

Migrants mostly marry someone of the same home country. Especially families from Turkey or families from the Middle East live in “normal” families. Usually, two or more generations live together.

Women with migration background are almost never childless.

Most of the people with migration background are married (80%); only 69% of the Germans are married.

1.3 Integration of migrants in the country

1.3.1 Integration of migrants

Official definition of “integration” in Germany at the present:

Integration means a two-way approximation of migrants and the native population.

The Immigration country should grant and promote participation of migrants in the labour market, the educational system, civil and social rights.

Migrants should be willing to learn the language and accept the social and civil rights of the new home.

Brief overview of the preconditions provided by the state for integration:

In spite of having a growing percentage of a foreign population Germany didn't want to recognize being an immigration country – it was not before 2005 that the German government passed a law called “immigration law”.

Integration in the last decades was meant to be a one-way assimilation of the foreigners or they were meant to leave again.

Existing prejudices, racist and xenophobic attitudes and opinions make the conditions for integration more difficult.

1.3.2 In the educational system

Brief overview of the school system:

In Germany children attend primary school from first to 4th grade.

From 5th grade on they are separated following their results in 4th grade:

Lowest level: Hauptschule, until 9th grade

Medium level: Realschule, until 10th grade

Highest level: Gymnasium, until 12th grade

(in some federal states 13th grade), allows entrance to the university.

Success of pupils with a foreign citizenship in the educational system compared to the native population:

Pupils with a foreign citizenship

Go more often to Hauptschule (for boys: 40% to 17% in 2006/07, for the whole Germany), leave school more often without any degree (14% to 6% in 2009, for the whole Germany) and achieve less often access to university.

The PISA-study showed that the German school system is one of the most selective for pupils with immigration background and that there exist great barriers and difficulties in the transition from the school system to the labour market.

Problem of statistics in general: school statistics don't show immigration background, but about 27% of the youth between 5 and 20 years have an immigration background.

1.3.3 In the labour market

Success of people with immigration background in the labour market compared to the native population:

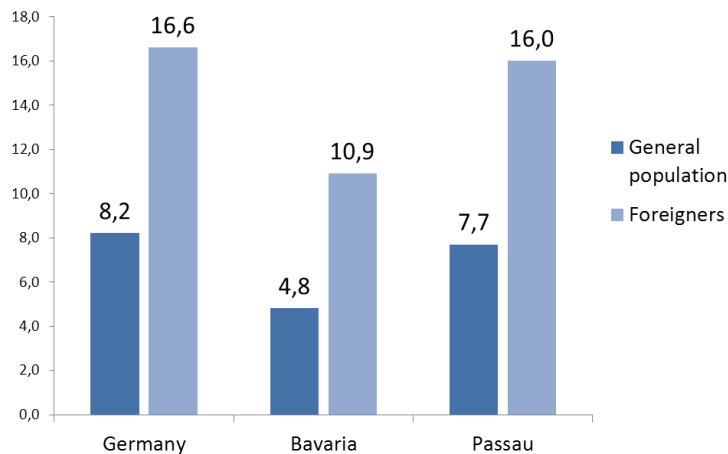
Less employed than Germans (60% - 73%), more often working as blue-collar workers, less favourable working conditions (e.g. shift work).

Often work in professions that do not equal their training (mostly because their qualifications or degrees are not recognized).

Less income (79% of the average income of the whole population)

Unemployment rates (just foreigners)

Source: Employment Agency, average unemployment rates for 2009



The integration of qualified migrants with foreign vocational or academic qualifications into the German labour market does not succeed sufficiently.

1.3.4 Political participation

Brief overview of the possibilities for political participation:

Lack of participation: Right to vote and to be voted just for German citizens

Exception for EU-citizens: right to vote and to be voted in the municipality

1.3.5 Social participation

Brief overview of the participation in society of people with immigration background compared to the native

population:

Less voluntary participation in associations and organizations than Germans (38% vs. 50%, Source: "Zuwanderer in Deutschland", Representative Survey of Bertelsmann Stiftung, 2009).

Main difference: 275 of the migrants who are engaged in associations are in associations where mainly migrants are → they often do not have sufficient contact with German people.



2. Country report Austria: Important facts & figures

BFI Oberösterreich

2.1 Immigration of migrants to Austria

2.1.1 Brief overview of the legal background for immigration

Citizens of the EU, EEA and Switzerland and their family's (also from EU, EEA or Switzerland) can set up residency in Austria if they:

- are employed or self-employed, or
- have sufficient health-insurance and financial means, or
- are students at a university or school (who have sufficient health insurance and capital)

→ Family members who are *not citizens of the EU, the EEA or Switzerland* must apply for a residence permit (issued for five years).

For *non EU and EEA citizens* (so-called third country nationals) there are different types of stay permits in Austria:

- **Visa** (three different kinds of visa – for short stays or visits)
- *Stay permit* (also called temporary residence permit, for certain purposes such as working or studying but not settling in Austria)
- *Settlement permit* (for people who wish to settle in Austria for a certain purpose, e.g. settlement permits for key personnel)
- *Permanent residence* (people who already settled in Austria without a break for at least five years and if the Integration Agreement has been complied with, granting them the unlimited right to residence and unrestricted access to the labour market)

Citizenship - the process of gaining an Austrian citizenship takes about a year and

is possible *if the applicant...*

- has lived in Austria for at least 10 years or has been married to an Austrian citizen for at least 5 years
- speaks German sufficiently (European Language Frame, A2)
- loses former citizenship (exceptions only under certain circumstances)
- has no pending criminal proceedings
- has no pending procedure for ending the stay in Austria
- shows a supportive attitude towards the Republic of Austria
- doesn't represent a threat for law, order and security in Austria
- is able to earn a livelihood

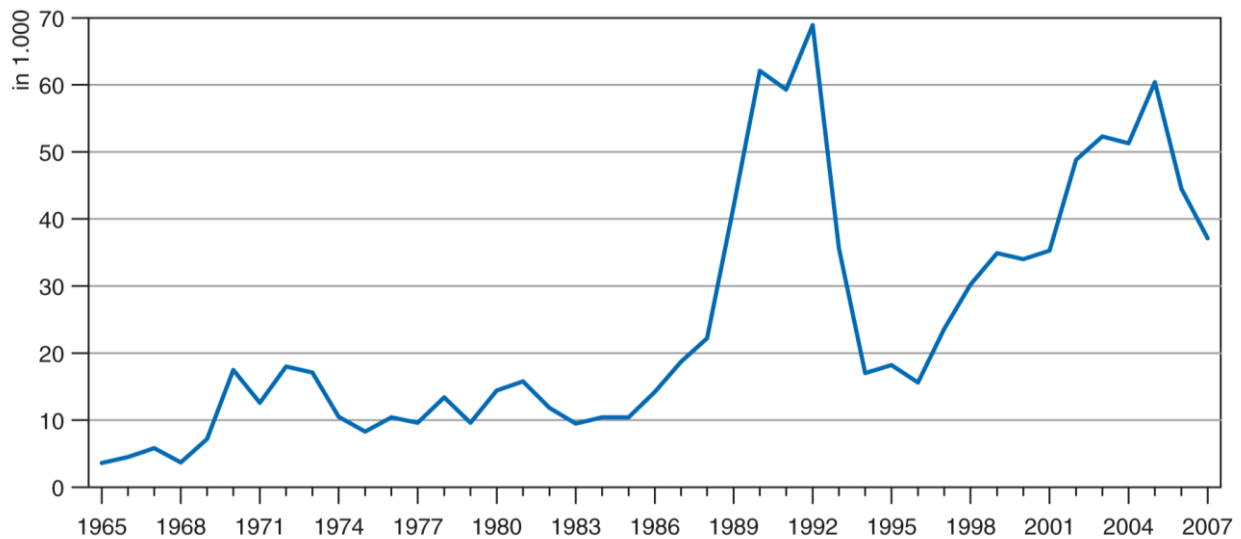
2.1.2 Types of immigration

Language speaking skills (CEFR) A1

1. Mobility within the EU (EU- and EEA-citizens plus family)
2. Permanent immigration (Red-White Card: individuals planning to live and work in Austria can apply for a Red-White-Red Card if they meet certain criteria)
3. Temporary residence (rotation workers and hired out workers, self-employed persons, artists, pupils, students, social service workers and researchers)
4. Fixed-term employment (individuals who are planning to work in Austria for a fixed period of time, as well as organizations which send workers to Austria)

2.1.3 Development of immigration

Abroad born inhabitants by year of immigration



Source: STATISTIK AUSTRIA, MZ- Arbeitskräfteerhebung 2. Quartal 2008

For a long period of time Austria was a country of emigration, which changed after World War II. As a solution for the lack of manpower, foreign workers were hired since the 1960s. Recruitment agreements were made with Turkey in 1964 and Yugoslavia in 1966. First it was planned that foreign workers would only stay temporarily but more and more migrants set up permanent residency in Austria and since the 1970s their family members joined them. Austrian politics reacted in 1974 with stricter immigration regulations. But these measures actually led to an extension of some migrant's stay. This was due to the fact that a departure bore the risk of not being allowed to reenter Austria.

The war in the Balkan states triggered the flight of many people from Croatia, Bosnia

and Herzegovina and the Kosovo. New laws with the goal of more political control of immigration have been enacted at the beginning of the 1990s. The intention was to reduce the number of new immigrations and also of the people who already lived in Austria. In the course of Austria's entry into the European Union the obligation for permits for citizens of the EU and EEA ceased to exist in 1994. This led to the increased migration of people from these countries.

Since the turn of millennium the migration process was characterized by heterogeneity. The number of migrants from the classic settlement countries (Turkey and Yugoslavia) is decreasing. Furthermore immigration from the new EU countries already rose before their joining and also immigration from non-European countries increased.

2.2 Migrants living in the country

2.2.1 Foreigners in the country

In 1961 only 100.000 foreign citizens lived in Austria which equaled a 1.4% of the total population. By 1974 the number of foreigners rose up to 311.700 (4% of the total population of that time). The share of foreign nationals exceeded 10% in 2007 for the first time. In 2010 the number of foreign citizens in Austria was 895.000 or 10.7 % of the total population. Another source states that in 2010 114.398 people moved to Austria - 62.519 men and 51.879 women (86.703 left the country).

Per 1000 inhabitants 8.6 people immigrated to Upper Austria (12.204 persons) in 2010.

2.2.2 People with an immigration background

There is no official definition of migration in Austria or the European Union.

OECD: A short-term migrant is a person who moves to a country other than that of his or her usual residence for a period of at least three months but less than a year (12 months) except in cases where the movement to that country is for purposes of recreation, holiday, visits to friends or relatives, business, medical treatment or religious pilgrimage.

A long-term migrant is a person who moves to a country other than that of his or her usual residence for a period of at least a year (12 months)...

"Migration" describes the process of people crossing borders in order to live and work there (both temporarily and long term). Migration is very dynamic and linked to other issues like the demographic evolution, the labor market, etc.

Who are people with an immigration background?

It includes all persons whose parents were born abroad (regardless of their nationality).

In 2009 about 1,468 million people with migration background lived in Austria

(17.8% of the whole population). Within those 1,468 million people about 1,082 million belonged to the first generation of migrants as they were born abroad and later on moved to Austria. The remaining 386.000 persons are the offspring of parents with a foreign birth country and are so-called migrants of the second generation

2.2.3 Countries of origin

The numbers introduced in the following section are from the year 2010.

Austria: 114.398 people moving in
- returning Austrians: 16.134 (98.264 non Austrian migrants)
- EU, EEA, Switzerland: 59.164
- former Yugoslavia (without Slovenia): 14.329
- Third-countries: 39.090 (34% of all migrants)
- Turkey: 4.338 (11% of all migrants from Third-countries)
- Asian countries: about 10.000

Upper Austria: 12.204 people moving in
- returning Austrians: 1.826 (10.378 non-Austrian migrants)
- EU, EEA, and Switzerland: 5.747
- former Yugoslavia (without Slovenia): 1.628
- Turkey: 463
- other Third-countries: 2.540

Within all people with a migration background one third (487.000 people) came from other EU or EEA countries or Switzerland. Two thirds (981.000 people) of the people with migration background were third-country nationals.

Biggest groups of migrants on the 1st of January 2010 by nationality (rounded numbers):

- Germany:	213.000
- Serbia, Montenegro and Kosovo:	207.000
- Turkey:	183.000
- Bosnia and Herzegovina:	130.000
- Croatia:	70.000
- Romania:	63.000
- Poland:	59.000
- Czech Republic:	46.000
- Hungary:	39.000
- Italy:	29.000
- Russian Federation:	27.000
- Slovakia:	25.000
- Macedonia:	22.000
- Slovenia:	17.000
- Switzerland:	15.000

2.2.4 Attributes of the different groups of migrants

The average number of kids in Austrian families is 1.63 whereas Turkish families in Austria have about 2.19 children.

Generally foreign households are bigger (e.g. 3.79 persons in Turkish households) than Austrian's (2.27 persons).

The most popular type of Austrian households is the single household (36%). In comparison 31.9% of foreign households in Austria are single households as well. But more often foreigners live as (married) couples with children (34.9%). Within the group of single parents again Austrians choose this style of living more often than migrants.

2.3 Integration of migrants in the country

2.3.1 Integration of migrants

Integration measures:

In a best case scenario integration politics is a broad approach which focuses on strengthening societal, economical, political, linguistic and academic integration of people.

Integration includes all aspects of life and society and therefore is a real interdisciplinary matter.

The Austria federation, provinces, municipalities and social partners developed a so-called "Nationalen Aktionsplan (NAP) für Integration" (national plan of action for integration). This plan includes concrete criteria of integration. One key element is language skills, which should be the basis for permanent immigration in the future. The NAP includes topics like: language and education, work and vocation, safety (constitutional state and values), health and social matters, intercultural dialogue, sport and leisure time, living and territorial context.

“The Integration Agreement is intended to enable the integration of foreign nationals lawfully settled in Austria. Its purpose is to provide in-depth German language skills, in particular reading and writing skills, with an aim to enable third-country nationals to participate in the social, economic and cultural life in Austria.” The Integration Agreement is comprised of two sequential Modules. Only Module 1 is mandatory when certain residence titles have been granted. Module 2 is not mandatory, but shall be required for obtaining a long-term residence title as well as for obtaining citizenship (‘Long-term Resident – EC’ and ‘Long-term Resident – Family Member’). (<http://www.migration.gv.at/en/living-and-working-in-austria/integration-and-citizenship/integration-agreement.html>)”

State secretary for integration:

On the 21st of April 2011 the function of a state secretary for integration has been introduced in Austria – Sebastian Kurz. He doesn't see his responsibility in issues like asylum or immigration as integration for him starts, when a person legally resides in a country. His main challenge is to actively work on the chances and risks of integration. Sebastian Kurz demands – in order to enable integration – both efforts from immigrated inhabitants as well as from Austrians.

For him the skill of speaking German and the acceptance of Austria's democratic values and legal system are crucial points for successful integration. Therefore he sees them as the basis for integration and for the active participation in Austria's society – but without having to deny one's own roots. Furthermore it is necessary to lay focus on the many positive life stories and experiences of people with a migration background.

Mission statement of integration in Upper Austria:

In Upper Austria there is additionally a mission statement for integration since 2008. Its basis is the following guidelines: live diversity, secure participation, strengthen coherence, bear responsibility together.

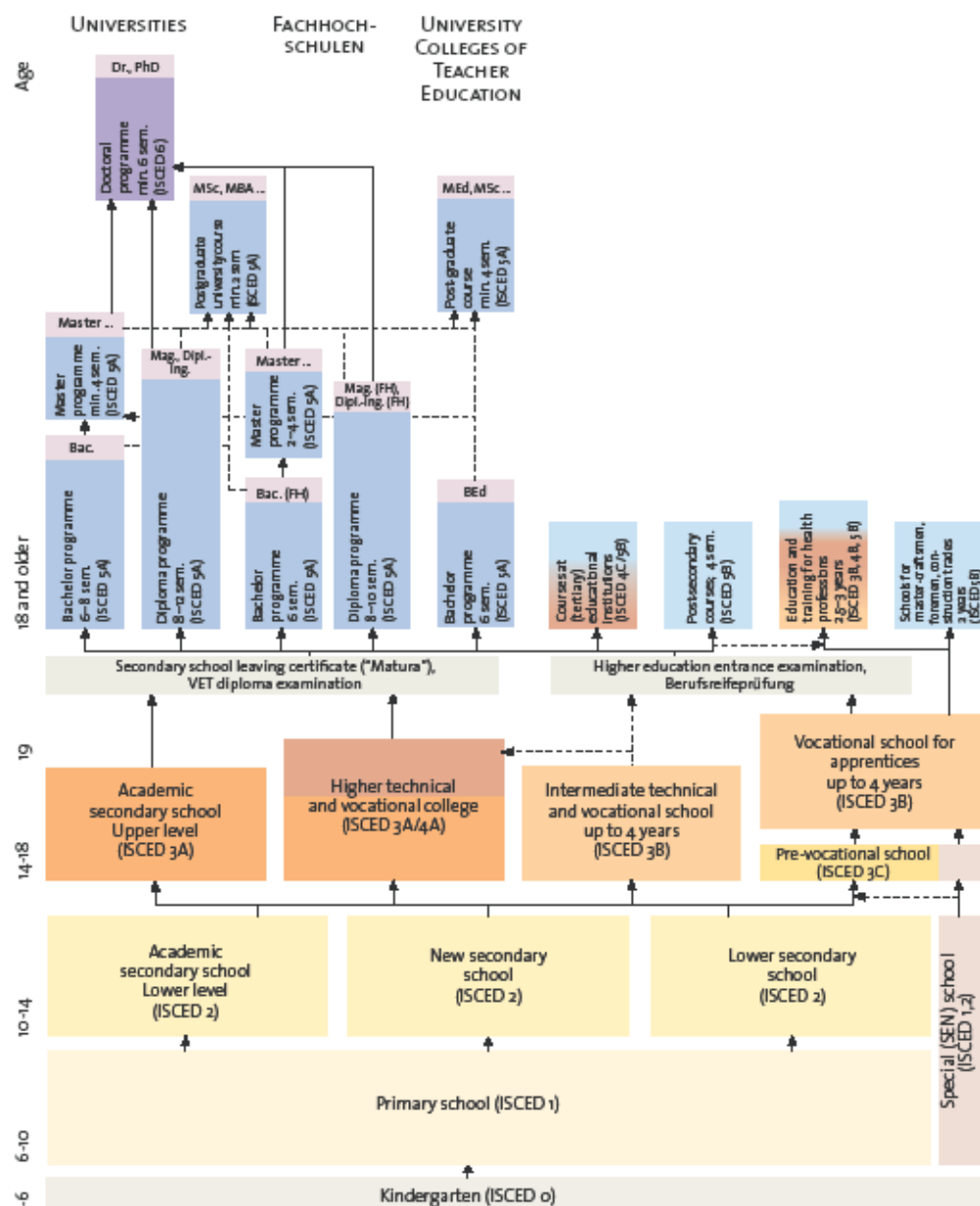
Furthermore it includes suggestions for concrete measures of integration in the fields of language skills, children and teenagers, adults, education, school, economy, job market, vocational training, public administration, health and social network, living and living together, cities, urban areas, culture and religion and sports and leisure time.

These are some examples of the suggested measures:

- Recognition of multilingualism
- More possibilities to improve language skills for children and teenagers – both German and other tongue
- Consideration of issues like costs, needed time, accessibility ... of language courses
- Intense contact with and participation of parents
- Recognition and notification of education, vocational training, etc. gained abroad
- Study about health and migration in Austria
- Urban planning: when working on a new project already thinking about how meeting and integration can be enhanced
- Welcome gestures for new arriving people, like a “new-citizens celebration”
- Active integration of migrants at festivities as guests and co-creators
- More intercultural exchange through festivities, visits, discussions, exhibitions, talks, lectures, workshops, etc.
- Putting focus on interests and needs of different target groups (e.g. girls, elderly people, single parents, people who are interested in music ...)
- And also thinking of people with different nationalities as part of those target groups.

2.3.2 In the educational system

Austrian Educational System



ISCED: International Standard Classification of Education (UNESCO)

Published and produced by:
Federal Ministry for Education, the Arts and Culture (BMUKK) and
Federal Ministry for Science and Research (BMWF)
Minoritenplatz 5, 1014 Wien
01/2013k

BMWF
Bundesministerium für Wirtschaft und Technologie

bmukk Federal Ministry for Education, the Arts and Culture

Age 0 to 3: nurseries and day parents who look after very small groups of children (about age 2)

Age 3 to 6: kindergarten and from age five also pre-school classes

Schooling from age 6: compulsory for nine years, no fees at public schools

Age 6 to 10: primary school

Age 10 to 14: decision between these school types: junior high school or secondary school, the 'new middle school' which is an educational experiment or gymnasium

From age 14: last compulsory year of school (age 14-15)

can be completed at a polytechnic school (a school emphasizing vocational orientation and preparation for an apprenticeship), in an intermediate vocational school (5 years, age 14 to 19, graduate with the general school-leaving examination called "Matura") or the higher general secondary school and grammar school (4 years, age 14 to 18, graduate with "Matura").

The "Matura" is needed if further education at a university, academy, etc. is aspired.

Special education

During the first nine years of school, disabled children or children with special educational needs (e.g. severe learning difficulties, etc.) have the possibility to attend a special needs school or be educated in special pedagogical centers. There are also so-called 'integration classes' where disabled and non-disabled children are schooled together with a few different classes or programs due to the kid's needs.

Apprenticeship

After the last compulsory year of school at the age of 15, pupils can decide to participate in a vocational training – an apprenticeship which combines on the job learning and education at the vocational school. In Austria teenagers can be trained in two, three or four-year programs for

about 205 different professions.

University, College

If a person for any reason did not get the Matura but wants to study, there are the following possibilities: "Qualified school-leavers from intermediate vocational schools or qualified apprentices can prepare for university entrance by way of the vocational qualifying examination (Berufsreifeprüfung or Berufsmatura). Qualified school-leavers from junior secondary schools or pupils who have dropped out can do so by way of the study entitlement examination (Studienberechtigungsprüfung).

In Austria there is a variety of course options in technical studies, humanities, arts and other fields of study. Higher education colleges (pädagogische Hochschule) offer training for teachers at primary schools, secondary schools, special schools and polytechnic schools (migration.gv.at)".

Adult education

For people who already follow an occupation there is the possibility of further education in evening classes.

Private schools

8% of Austrian's schools are private and demand fees.

"[...] there are still large performance differences between native and second-generation students. This suggests that the relative performance levels of migrant students cannot solely be attributed to the composition of migrant populations in terms of their educational and socio-economic background. Moreover, disadvantaged background characteristics of migrant students may, at least in part, themselves be outcomes of past public policies, such as when a low usage of the language of assessment at home is due to insufficient language support of migrant families or when difficulties in the access to labour-markets lower the occupational status of the parents of migrant students (Where migrant students succeed - A comparative review of performance and engagement in PISA, OECD 2006)."

2.3.3 In the labour market

The Austrian authorities issue three types of work permits:

- Restricted work permit (for one year)
- Work permit (for two years)
- Unrestricted work permit (for five years)

There are 432.886 non-nationals in the labour force (12.8% of the total workforce) and within those 320.000 are employees from non-EEA countries. 171.619 (53.6 %) of them are women. In total 215.000 Third-country nationals with a work permit are living in Austria.

Migrants are more likely to be affected by unemployment (9.7% in 2006, compared to 6.8% for Austrian citizens) and also experience discrimination in terms of both of career opportunities and salary. This is due to the fact that migrant workers are concentrated in small-scale enterprises and low wage sectors.

Furthermore they are often employed in sectors that are highly seasonal. Migrant worker's levels of qualification are also relevant. Migrants from Turkey and the former Yugoslavia have high proportion with just minimum compulsory education, whereas migrants from Central and Eastern Europe have a higher level of educational qualifications than Austrian citizens.

Due to difficulties in obtaining recognition of qualifications, highly qualified migrants have had to accept employment at below their levels of qualification. In 2008 2.6% of Austrian men and 3.1% of Austrian women were unemployed. This number is smaller than the number of unemployed foreigners in Austria. 11.5% of all Turkish males living in Austria were without a vocation (6.6% women from Turkey).

Within all the employed foreigners living in Austria in 2008 49.0% were workers, 42.2% were clerks and only 8.8% were self-employed. Within the employed

Austrians on the other hand 24.7% were workers, 60.3% clerks and 15.0% were self-employed.

2.3.4 Political participation

EU nationals from the age of 16 are allowed to vote and stand for office in local elections.

"Apart from basic political rights as freedom of association and freedom of assembly, third country nationals have no formal political rights. An attempt to introduce the local vote for third country nationals in Vienna was ruled unconstitutional by the Constitutional court, a decision that is unlikely to be reversed by Parliament [...]. The continuously rising numbers of naturalizations, however, has markedly expanded the pool of voters with a migrant background. As a result, interest into migrant political participation has recently been growing (Active Civic Participation of Immigrants in Austria, Country Report prepared for the European research project POLITIS, Oldenburg 2005, www.uni-oldenburg.de/politis-europe)".

2.3.5 Social participation

"Although existing research indicates generally lower rates of civic participation of migrants than is the case for Austrians, with participation rates of foreign nationals being lowest, the existing studies also suggest that migrants tend to engage more in informal networks than in formal associations and generally show a high willingness to engage in civic or indeed, political participation (Active Civic Participation of Immigrants in Austria, Country Report prepared for the European research project POLITIS, Oldenburg 2005, www.uni-oldenburg.de/politis-europe)".



3. Country report Finland: Important facts & figures

Multicultural Center Kompassi

3.1 Immigration of migrants to Finland

3.1.1 Brief overview of the legal background for immigration

Citizens of the Nordic countries do not need a visa or a residence permit to live or work in Finland. No passport or other identity document is required of Nordic citizens. However, they must be able to prove their identity and their Nordic citizenship if necessary. Nordic citizens must register their stay if residing in Finland for more than six months.

Citizens of EU, EEA, and Iceland, Liechtenstein and Switzerland and their family's (also for the same areas) can set up residency in Finland without any residence permit but they have to register their rights of residency to get social welfare benefits.

For this they should:

Be employed or self-employed

Have sufficient health-insurance and financial means

Be a student at a university or school for two years or more. This does not include the exchange students

→ Family members who are *not citizens of the EU, the EEA or Switzerland* must apply for a residence permit (five years).

For *non EU and EEA citizens* (so-called third country nationals) there are different types of stay permits in Finland:

Visa: for entry in to the country or tourist visa

Permits: There are three types of residence permit- B, A and P type of residence permit.

B type: temporary residence permit granted up to one year, renewable every year (for more than 90 days of stay in Finland). They don't have any rights for the social benefits in Finland.

A type: Continuous residence permit. It is given for a time period of 1 year in the

beginning and 3-4 years after the completion of one year. It is given under certain circumstances: marriage to a Finnish citizen, work or family union. They get unrestricted access to the labor market and social welfare system.

P type: Permanent residence: (people who are already settled in Finland without a break for at least five years and if the Integration Agreement has been complied with, granting them the unlimited right to residence and unrestricted access to the labor market and social welfare system)

The EU blue card:

If you intend to work in Finland in a role that requires a high level of competence, you should apply for the EU Blue Card.

You can apply for an EU Blue Card if:

- Your work demands a high level of competence and requires high qualifications or special expertise and you have a higher education degree. You must present the necessary documentation to prove this.
- You meet the general requirements for the granting of a residence permit.
- You will be paid a gross minimum salary of EUR 4,832 per month. This is the national salary threshold applicable in Finland in 2012, and it is reviewed annually. Potential perks or daily allowances are not included in the salary.
- Your contract for the job requiring a high level of competence will last for a minimum of one year.

Note that you must apply for the EU Blue Card prior to your arrival in Finland.

Citizenship - the process of gaining a Finnish citizenship (application, test, filling out forms) takes about 2-3 months

and the decision making process takes about 8 months to one year. *Getting the citizenship is possible if,*

- the applicant has lived in Finland for at least 5-6 years or has been married to a Finnish citizen for at least 4 years.
- the person passes the Finnish language intermediary test (YKI testi) – middle level on the scale of 1-5
- the applicant's identity has been established beyond doubt
- has reached the age of 18
- meets the integrity requirement
- has not neglected the payment obligations
- has established the means of livelihood

3.1.2 Types of immigration

1. Mobility within the EU (EU- and EEA-citizens plus family)
2. Permanent immigration (P permit)
3. Temporary residence (**B permit**: rotation workers and hired out workers, self-employed persons, artists, pupils, sportsman, students, and researchers, **A permit**: spouses of Finnish citizens, people who have completed two years of residence in Finland, those who have a job in Finland for more than a year)
4. Fixed-term employment (individuals working in Finland for a fixed period of time)

All the above said permits have exceptions and some are case sensitive and are decided by the permit issuing official at the local police station.

Residence titles:

Residence permit is subjective and includes exceptional cases as it may be in many other countries. The below mentioned are the ones given to people without any legal or other hassles.

Residence titles in Finland:

Temporary residence permit: (with limited access to labor market but no access to social welfare system at all)

Continuous residence permit: (access to labor market and social welfare system)

Permanent residence: (settlement with access to the labor market and social welfare system)

Permanent residence – family member (settlement with full access to the labor market and social welfare system)

Continuous residence permit – family members: (settlement with full access to the labor market and social welfare system)

Temporary residence permit – family members (limited access to the labor market with no social welfare benefits)

3.1.3 Development of migration

According to Migration Information Source, there are two types of migrations:

Forced (or involuntary) migration is a general term that includes a number of legal or political categories, all referring to people who are coerced or compelled to migrate due to conflict, violence, persecution, natural or environmental disasters, chemical or nuclear disasters, famine, or development projects. Included in this category are refugees, asylum-seekers, internally displaced persons, smuggled people, and victims of trafficking.

Voluntary migration (sometimes also called economic migration) refers to all other migrants who are motivated to migrate for personal reasons or financial gain.

Finland was an autonomous part of Russian Empire's Grand Duchy from 1809-1917. Thousands of Russians, like soldiers, merchants, civil servants and tourists, moved to and lived in Finland either as permanent or temporary residents.

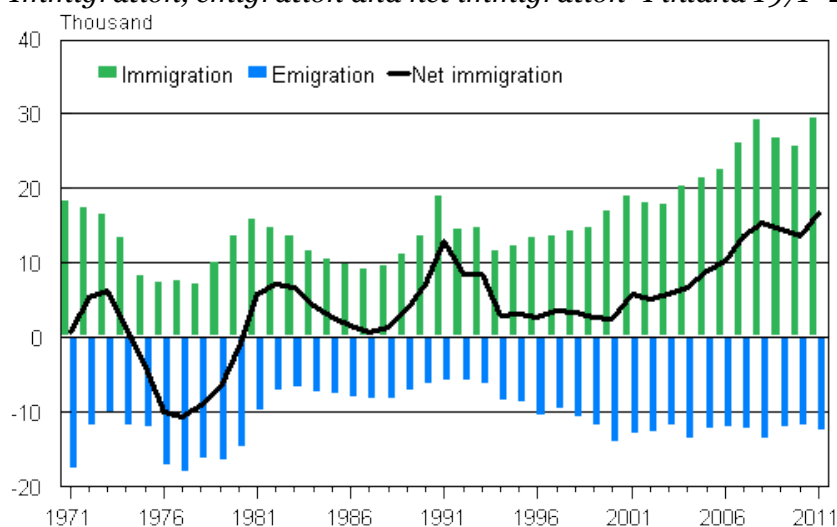
There were about 6000 Russians living in Finland at the time its Independence. The

World War I caused a number of refugees from Eastern European countries to move Finland and at the end of the World war one Russian revolution forced many Russians to take refuge in Finland. There were about 33,000 refugees after the WWI and more than half of them were from Russia. When the intermittent peace settled, the Russians moved back and the number of refugees reduced.

From World War II up to the early 1970s Finland was a rather closed society and immigration was at its lowest point since it was not considered as a major immigration destination. Whatever small number of migrants came to Finland stayed only for a short period. This trend continued until early 90's and the majority of migrants coming to Finland were from Sweden, (return migrants).

There were several reasons for the increase in immigration during the 90's. Domestic developments in the Asian and African countries that lead to legal and illegal migration to Europe and other western countries, disintegration of the former USSR and the civil wars in the Balkan nations may also be taken as the reasons for immigration into Scandinavia and Finland.

Immigration, emigration and net immigration- Finland 1971–2011



Source: http://www.stat.fi/til/vrm_en.html

3.2 Migrants living in the country

3.2.1 Foreigners in the country

In 1980 about 13,000 foreign citizens lived in Finland (0.3% of the total population of 4,787,770 at that time) and that number increased to 87,500 in 1999 (1.7% of the total population of 5,171,302 at that time). Respectively, the number of migrants increased from 87,500 to about 130,000 by 2007 (2.4% of the total population of 5,300,484 at that time). These numbers include refugees, asylum seekers, and migrants as well as return migrants and their children with foreign citizenship.

During 2011, 29,500 persons immigrated to Finland from foreign countries. The number is 3,100 higher is the highest during Finland's independence. During 2011, net immigration totaled 16,800 persons. The total number of migrants in 2011 was 183, 133 (3.4% of total population of 5,401,267 at that time).

According to Statistics Finland's statistics on the population structure, there were 257,248 persons of foreign origin (*including citizenship holders*) living in Finland at the end of 2011, which represents 4.8 % of Finland's population. There were 219,702 persons that have been born abroad, so-called first generation Finns with foreign origin, and 37,546 persons born in Finland with foreign origin, so-called second generation Finns with foreign origin.

3.2.3 Countries of origin

Foreigners in Finland: the majority groups come from the following countries:

Estonia:	34, 006
Russia:	29,585
Sweden:	8 481
Somalia:	7 421
China:	6 159
Iraq:	5 742
Thailand:	5 545
Turkey:	4 159
Germany:	3 806
India:	3 793
Others:	74436

Total: 183, 133 (year 2011, not including citizenship holders)

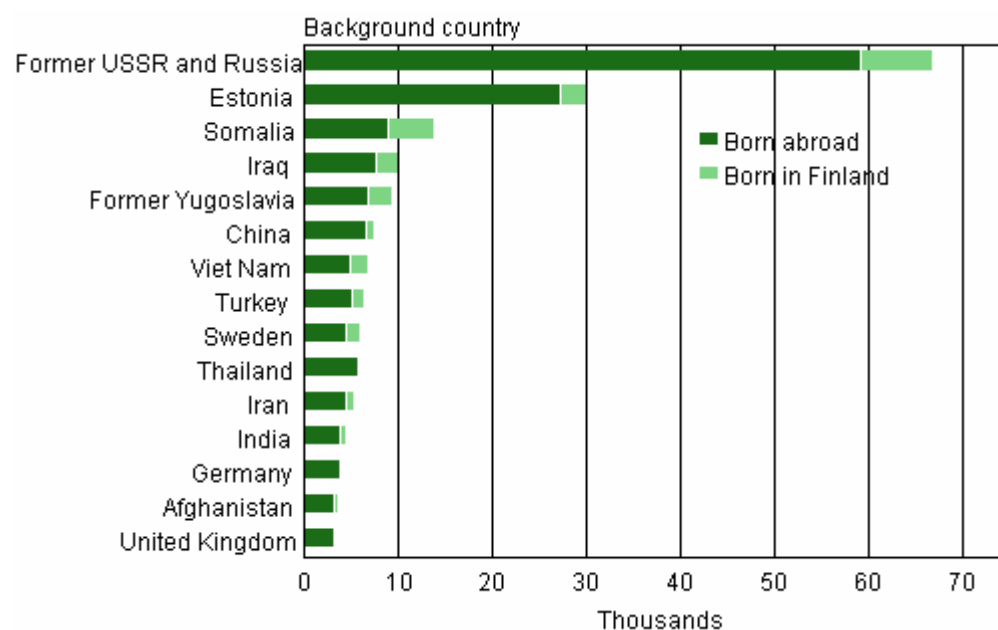
Out of the total population of 248,130 people in the North-Savo region, people of foreign origin consisted of about 4,697 making it about 1.89% of the total population in 2011. And about 4,195 were first generation and about 502 were 2nd generation were people of foreign origin.

3.2.2 People with an immigration background

Definitions by the OECD: 'A long-term migrant is a person who moves to a country other than that of his or her usual residence for a period of at least a year (12 months), so that the country of destination effectively becomes his or her new country of usual residence. From the perspective of the country of departure, the person will be a long- term emigrant and from that of the country of arrival, the person will be a long-term migrant.'

'A short-term migrant is a person who moves to a country other than that of his or her usual residence for a period of at least three months but less than a year (12 months) except in cases where the movement to that country is for purposes of recreation, holiday, visits to friends or relatives, business, medical treatment or religious pilgrimage.'

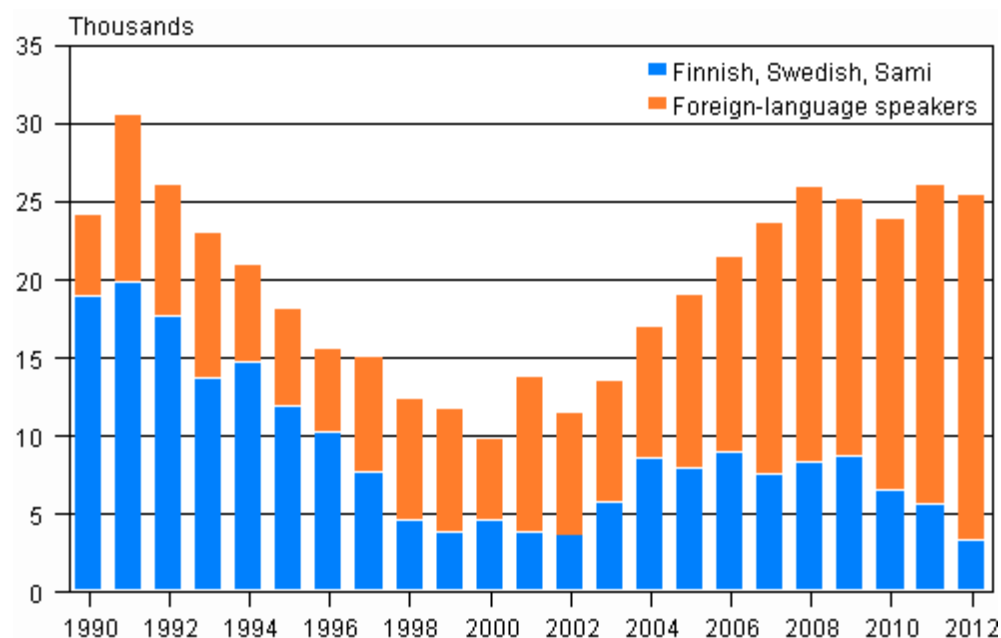
Largest groups of foreign origin among the Finnish population on 31 December 2011



Source: statistics Finland

https://tilastokeskus.fi/til/vaerak/2011/01/vaerak_2011_01_2012-11-30_tie_001_en.html

Change in the population by native language in 1990–2012



Source: Tilastokeskus- http://tilastokeskus.fi/til/vaerak/2012/vaerak_2012_2013-03-22_en.pdf

3.3 Integration of migrants in the country

3.3.1 Integration of migrants

Integration measures:

Finland is ranked in fourth position on the list of countries with the best integration policies towards migrants, according to an international study comparing migrant integration policies published in 2011 (Source: Migration Integration Policy Index, MIPEX).

Best practice found in 31 countries. (MIPEX 2010)

Labor market mobility 71 %
Anti-discrimination 78 %
Access to nationality 57%
Long-term residence 58 %
Political participation 87%
Education 63 %
Family reunification 70%

In Finland, the Ministry of the Interior guides integration activities. Methods to promote integration are also taken by educational and employment services which fall under the responsibility of the Ministry of Education and Culture and the Ministry of Employment and the Economy. Municipalities and employment and economic development offices carry out actions at local level.

The Finnish Integration Act came into force in May 1st, 1999. The aims of the Act are to promote integration, equality and freedom of choice by providing measures that help to achieve information and skills needed in the Finnish society. In practice, the Act introduced two reforms.

The first reform set new rules for the responsibilities between the central and local administrations.

The second reform introduced individualized integration plans for migrants.

Eligibility for an integration plan depends on the date of entering the population register, labor market status and the type

of residence permit. The right for a plan lasts for three years after the first registration to the population register. This requires a Finnish social security number, which effectively rules out migrants with short-term residence permits, i.e., people with A and P permit that have full access to the labor market gain monetary benefit during the integration plan through language education. But people with B type permit with limited access to the labor market do not gain such benefits during the language courses but are also not on the preference list during the student selection process. Finally, regardless of the date of entry, only those registered as unemployed job-seekers or living in a household that receives social assistance are eligible.

On 7.6.2012, adopting the first ever Government Integration Program for 2012–2015, the Government decided to support precisely these integration routes for integrating migrants.

“(…) for immigrants, work is one of the keys to sound integration. If the doors to working life do not open, integration often halts half-way. The Government has set the ambitious goal of halving unemployment among immigrants within the current Government term. We must give immigrants every possible support in finding that first job. Employer and employee organizations are needed, to construct a working life in which immigrants can genuinely feel useful in Finnish society”, comments Lauri Ihalainen, Minister of Labor. *(Source: Ministry of employment and the economy, press release 2012)*

The Finnish government has also updated the Future of Immigration 2020 strategy in 2012.

The topics covered by the strategy are:

1. The current state of immigration and an assessment of changes in the operating environment between now and 2020.
2. Immigration policy values and vision

for 2020.

3. Work-based immigration, migrant employment and entrepreneurship
4. Students
5. International protection
6. Family members and other relatives
7. Preventing irregular migration and trafficking in human beings
8. Integration
9. Influencing EU policy
10. International influence, co-operation with countries of departure and transit
11. Impacts on the organization of migrant administration, financial effects

3.3.2 In the educational system

Education in Finland is an egalitarian system, with no tuition fees and with free meals served to full-time students. In 2009, 17,500 pupils in basic education were foreign language speakers.

Migrant pupils in basic education may study their own native language as their first language within the school's normal curriculum. However, this form of instruction is only available in a few schools at the moment. The Basic Education Act also allows education to be carried out, wholly or in part, in the native language of the migrant pupil. Some local authorities have offered either bilingual or own-language education in Arabic, Somali, Russian, Vietnamese and Estonian. Native language instruction for migrants is given every year to more than 11,000 pupils in approximately 50 different languages.

Age 9 months to 5 years: nurseries and day cares and family care who look after very small groups of children.

Age 6 - 7: pre-school

Schooling from age 7 (7 – 16): nine years compulsory comprehensive school (Those born on or before December 31st start the schooling year in the autumn even if they haven't completed 7 years of age. Those who are born after the date will wait until the next autumn to join the school).

University, College

Tertiary education is divided into

Age 7 to 12: primary school

Age 12 to 16: secondary school

From age 16 -18 & 18 -20:

Post-compulsory upper secondary school and vocational education

The upper secondary education after 18 years can be equated to the American community or junior college system.

Vocational school can be completed at a school emphasizing vocational orientation and preparation for an apprenticeship. At the end of the secondary school (9th grade) you have to pass with good grades in all the subjects to get in to (lukio) academic track (matriculation) or vocational school. If you do not get good grades you can choose to study one more year in the 10th grade, to improve your grades and go to the high school or vocational school. At the age of 18 pass the "Lukio" or matriculation if you choose to go to the high school.

You can choose to study both High school and the vocational school at the same time. The "lukio" is needed if you want to further education at a university or academy, etc.

Special education

During the first nine years of school disabled children or children with special educational needs (e.g. severe learning difficulties, etc.) have the possibility to attend a special needs school or be educated in special pedagogical centers. There are also so-called 'integration classes' where disabled and non-disabled children are schooled together with a few different classes or programs due to the kid's needs. Their study year can be extended by one year after the secondary school.

Apprenticeship

After the last compulsory year of school at the age of 16, pupils can decide to participate in a vocational training – an apprenticeship which combines on the job learning and education at the vocational school. Teenagers can be trained in three or four-year programs for about many different professions.

University and polytechnic

(ammattikorkeakoulu, often translated into English as "university of applied sciences") systems. Only universities award licentiate- and doctoral-level degrees. Formerly, only university graduates could obtain higher (postgraduate) degrees, however, since the implementation of the Bologna process, polytechnic degree holders can now qualify for further academic study by doing additional courses. There are 17 universities and 27 polytechnics in the country.

Adult education ((lifelong, continuing)

For people who already follow an occupation there is the possibility of further education in evening classes. There are adult integration courses for the migrant adults.

Private schools

Finland has no private schools. There are a handful of privately run religious schools and Steiner schools, which are legally private, but these are state-funded, too.

3.3.3 In the labor market

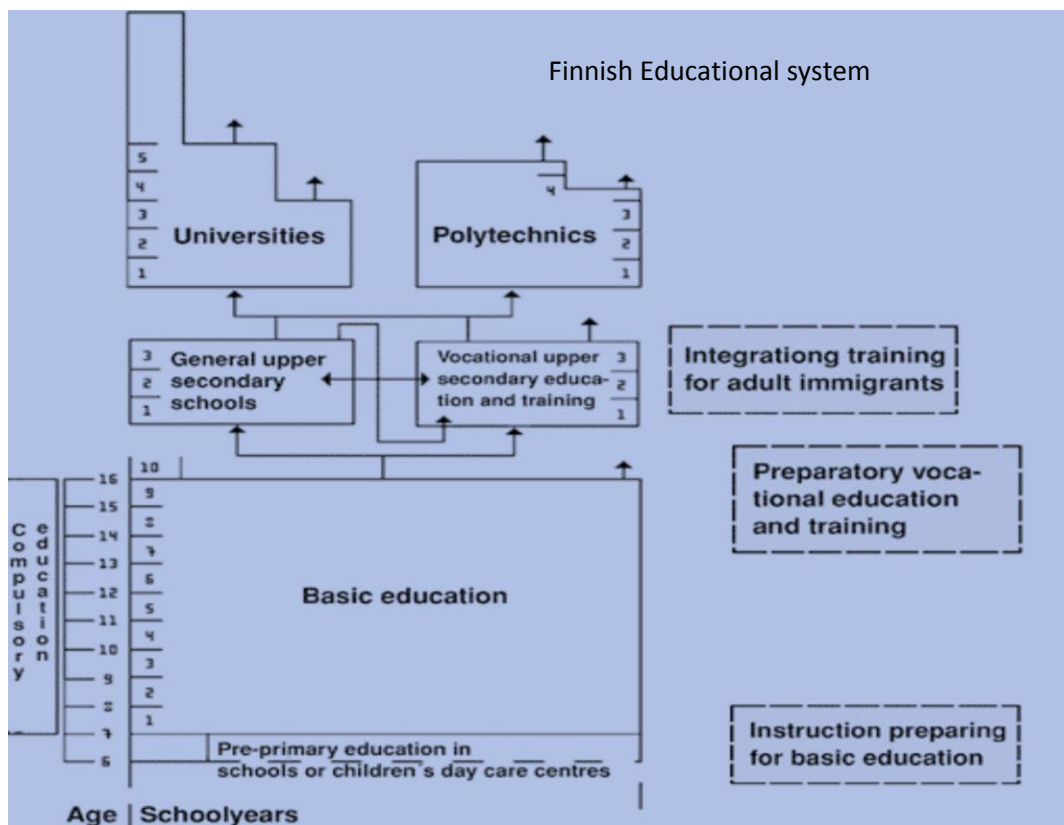
In Finland there are two types of work permits: (the work permits depend upon the contract between the employees and the employer. But the first work permit is always for one year irrespective of the contracts between the employer and the employee).

- Restricted work permit (for one year)
- Unrestricted work permit (permanent work permit)

The citizens of EU and EEA member states, Switzerland, Liechtenstein and Iceland are not required to obtain employment permit in order to take up work in Finland, although the citizens of those countries that joined the EU in May 2004 are still required to register with an employment office. The nationals of other Nordic countries are not required to obtain an employment permit.

Migrant communities are more affected by any change in the labor market or the economical ups and downs. Even after being highly qualified, many of the foreigners tend to take low level jobs, sometimes even as a cleaner, because of

Source: Immigrant education in Finland



lack of employment offers, non-recognition of their qualifications, difficulties in converting their certificates to Finnish standards, language skills hindering the advancement of further studies or training in Finland.

A total of 59,642 foreigners registered as job seekers in 2011. Of these foreign unemployed job seekers, EU/EEA citizens accounted for 4,000. At the end of 2011, there were 183, 133 foreigners in Finland. At the end of February 2012 the unemployment rate of the migrants was 22, 7%.

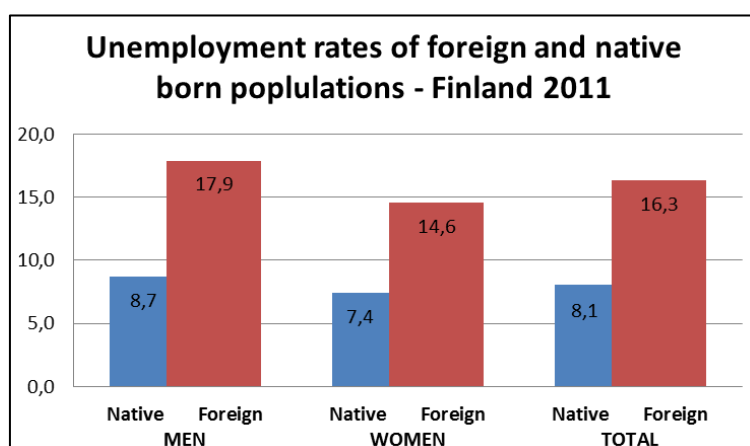
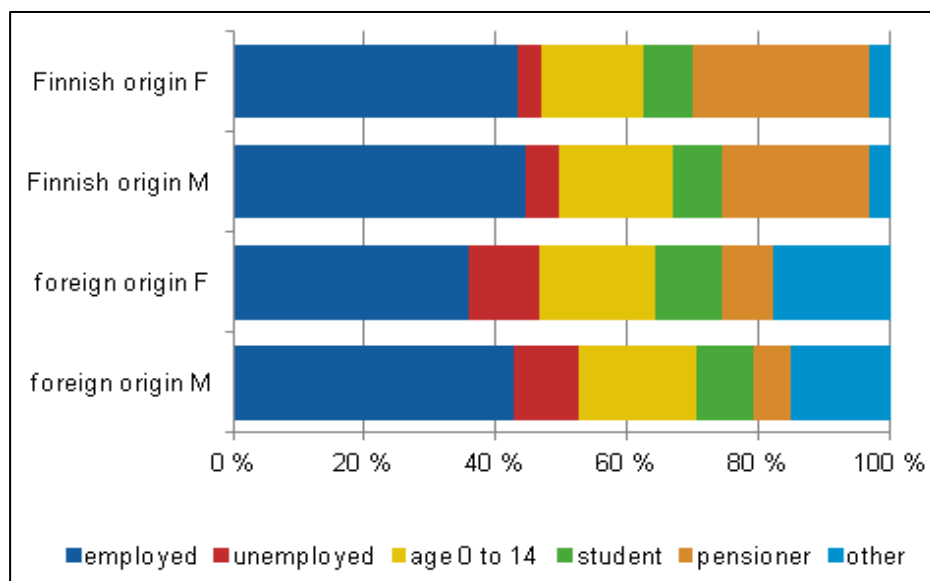
Migrants from western counties and counties like India and Nepal are doing much better in job market than others. They come to the country with a work permit and stay here. For example, as of June 2012, unemployment among Indians and Nepalese is 7%, according to the

statistics published in YLE news online. The rate of unemployment among native, ethnic Finns is 8.7%. Unemployment among Finland's largest foreign community, Russians, is around 28%. 19% of Estonians are unemployed. Migrants from Iraq, Somalia and Afghanistan have an unemployment rate over 60 per cent each, whereas among Germans, Estonians and Chinese the unemployment rate is below 13 %. But the highest number of unemployment rate was amongst the Somali's – 58%.

There are about 6, 300 self-employed migrants in Finland. (2012) Turkish people were the highest self-employed people or people with business among migrants. Nearly 40% of all migrant businesses are owned entirely by women, or under joint control of women and men.

Employment data 2011 (preliminary data)

Source: Statistics Finland



Source: OECD factbook

3.3.4 Political participation

Finnish nationals, from the age of 18 are allowed to vote and stand for office in local elections. Foreign nationals who have lived in Finland for two or more years get the right to vote or participate as candidate (if they are on A or P type visa) in the local municipal elections. Voting and candidacy in parliamentary elections requires citizenship.

In the 2011 parliamentary elections, about 3% of the candidates had a foreign background. Of those entitled to vote, 1.3% had a foreign background. People whose native language is not Finnish, Swedish or Sámi are considered to be foreign.

Finland scores second best to Norway on political participation policies, according to MIPEx. Migrants can vote and stand in local elections. In Finland, everybody has the same political liberties: they are free to join political parties, form their own associations and create new media. The Advisory Board for Ethnic Relations (ETNO), consisting of representatives of many migrant organizations, plays an important role in the consultation process organized by the central government. The




Advisory Board promotes interaction between different ethnic and religious groups and assists ministries in issues relating to immigration policy and ethnic equality.

3.3.5 Social participation

During the last years, the interest towards the civic participation of migrants has also grown at the governmental and nongovernmental level. The active participation can be broadly categorized into to: 1. Associational activities, 2. Religious organizations, 3. Official modes of participation and 4. Political participation. Cooperation between migrant associations and local authorities has proved to be important in the process of settling into the Finnish society. Cooperative arenas exist both within official sites (organized by the authorities) and within unofficial sites (organized by the migrant- and other associations). According to the information received from the authorities the main activities include Multicultural advisory councils, projects, social services, educational resources and the use of 'Economic and Employment Development Centers'.

Source: Integration of immigrants in Finland: the role of Hakunilan international organization

Country report- facts and figures- Comparison between the three countries

	 Germany	 Austria	 Finland																																										
Background	<p>The recruitment of workers from south Europe until 1973. Workers stayed and brought their families to Germany.</p> <p>Since 1990 ethnic Germans from former Soviet Union and from other East European states could get a German citizenship. Lot of them moved back to Germany.</p> <p>Share of foreigners: (w/o citizenship) % out of total population</p> <table><tr><td>1951</td><td>1,0 %</td></tr><tr><td>1961</td><td>1,2 %</td></tr><tr><td>1971</td><td>5,6 %</td></tr><tr><td>1981</td><td>7,5 %</td></tr><tr><td>1991</td><td>7,3 %</td></tr><tr><td>2001</td><td>8,9 %</td></tr><tr><td>2009</td><td>8,5 %</td></tr></table>	1951	1,0 %	1961	1,2 %	1971	5,6 %	1981	7,5 %	1991	7,3 %	2001	8,9 %	2009	8,5 %	<p>Country of emigration, until end of WWII. Since 1960's workers from Turkey Yugoslavia. Since 1970s their family members joined the workers.</p> <p>In 1974 stricter immigration regulations</p> <p>In 1990's refugees from Balkan states</p> <p>1994 due to entry into EU increased immigration</p> <p>Since 2000 immigration from Turkey and Yugoslavia has decreased. Immigration from the new EU countries and non-European countries has increased</p> <p>Share of foreigners: (w/o citizenship) migrants % out of total population</p> <table><tr><td>1961:</td><td>100,000,</td><td>1,4%</td></tr><tr><td>1974:</td><td>311,700</td><td>4 %</td></tr><tr><td>2007:</td><td></td><td>10 %</td></tr><tr><td>2010:</td><td>895,000</td><td>10,7 %</td></tr></table>	1961:	100,000,	1,4%	1974:	311,700	4 %	2007:		10 %	2010:	895,000	10,7 %	<p>Due to history 6000 Russian residents at Independence 1917.</p> <p>After WWI 33,000 refugees (at least half from Russia)</p> <p>From WWII up to 1970s immigration was extremely low</p> <p>1990's onwards increase in immigration and first big group of refugees (Somalia)</p> <p>Share of foreigners: (w/o citizenship) migrants % total population</p> <table><tr><td>1980:</td><td>13,000,</td><td>0.3%</td><td>(4,787,770)</td></tr><tr><td>1999:</td><td>87,500,</td><td>1.7%</td><td>(5, 171, 302)</td></tr><tr><td>2007:</td><td>130,000,</td><td>2.5%</td><td>(5,300,484)</td></tr><tr><td>2011:</td><td>183, 133</td><td>3.4%</td><td>(5,401,267)</td></tr></table>	1980:	13,000,	0.3%	(4,787,770)	1999:	87,500,	1.7%	(5, 171, 302)	2007:	130,000,	2.5%	(5,300,484)	2011:	183, 133	3.4%	(5,401,267)
1951	1,0 %																																												
1961	1,2 %																																												
1971	5,6 %																																												
1981	7,5 %																																												
1991	7,3 %																																												
2001	8,9 %																																												
2009	8,5 %																																												
1961:	100,000,	1,4%																																											
1974:	311,700	4 %																																											
2007:		10 %																																											
2010:	895,000	10,7 %																																											
1980:	13,000,	0.3%	(4,787,770)																																										
1999:	87,500,	1.7%	(5, 171, 302)																																										
2007:	130,000,	2.5%	(5,300,484)																																										
2011:	183, 133	3.4%	(5,401,267)																																										
Number of foreigners (incl. migration background) living in the country	<p>2009:</p> <p>8,5 % foreigners (6.950.000)</p>	<p>2009:</p> <p>17,8 % with migration background (1.468.000)</p> <p>Consists of:</p> <ul style="list-style-type: none">- 1,082 million 1st generation- 386.000 2nd generation	<p>2011:</p> <p>4,8 % with foreign origin (including citizen ship holders) (0.257.248)</p> <p>Consist of:</p> <ul style="list-style-type: none">- 219,702 1st generation- 37,546 2nd generation																																										
	<p><u>2009 biggest groups Germany:</u></p> <ul style="list-style-type: none">-25 % former Soviet Union, Poland, Romania-17,7 % Turkey-12 % EU (excluding Portugal, Spain, Italy, Greece)-9,6 % Southern Europe (Portugal, Spain, Italy, Greece)-7,2 % Former Yugoslavia <p>→ Total 71,5 %</p> <ul style="list-style-type: none">- 46 % without German citizenship- 20,8 % resettlers- 19,5 % citizens of Germany- 13,7 % born in Germany	<p><u>2010 biggest groups Austria:</u></p> <p>Germany: 213.000</p> <p>Serbia, Montenegro & Kosovo: 207.000</p> <p>Turkey: 183.000</p> <p>Bosnia & Herzegovina: 130.000</p> <p>Croatia: 70.000</p> <p>Romania: 63.000</p> <p>Poland: 59.000</p> <p>Czech Republic: 46.000</p> <p>Hungary: 39.000</p> <p>Italy: 29.000</p> <p>Russian Federation: 27.000</p> <p>Slovakia: 25.000</p> <p>Macedonia: 22.000</p> <p>Slovenia: 17.000</p> <p>Switzerland: 15.000</p>	<p><u>2011 biggest groups Finland:</u></p> <p>Estonia: 34, 006</p> <p>Russia: 29, 585</p> <p>Sweden: 8, 481</p> <p>Somalia: 7, 421</p> <p>China: 6, 159</p> <p>Iraq: 5, 742</p> <p>Thailand: 5 545</p> <p>Turkey :4, 159</p> <p>Germany: 3, 806</p> <p>India: 3, 793</p> <p>Others: 74, 436</p> <p>Total: 183, 133 (<i>not including the citizenship holders</i>)</p>																																										
Labour market	<p>2009</p> <p>16,6 % unemployed with foreigners</p> <p>8,2 % unemployed with general population</p>	<p>2006</p> <p>9,7 % unemployed with foreigners</p> <p>6,8 % with general population</p> <p>432.886 non-nationals in the labour force (12,8% of the total workforce);</p> <ul style="list-style-type: none">-320.000 non-EEA countries-215.000 Third-country nationals with work permit	<p>2011</p> <p>16,3 % unemployed with foreign born pop.</p> <p>8,1 % unemployed with native born population</p> <p>59,642 foreigners registered as job seekers (incl. 4000 EU/EEA citizens)</p>																																										

Citizenship	<p>There are two ways to get citizenship in Germany:</p> <p>First way is:</p> <ul style="list-style-type: none"> - To have a stay permit for at least 8 years - Willing to give up the former citizenship - To fulfill the further conditions (earn one's living, good knowledge of German) <p>Second way: (for children who were born in Germany)</p> <ul style="list-style-type: none"> - If one parent lives in Germany for at least 8 years and has an unlimited stay permit - When they reach the age of 18 he/she has to decide within the next 5 years for one of the citizenships (the German or the one of the parent) 	<p>The process of gaining citizenship in Austria takes about 1 year and is possible if, the applicant:</p> <ul style="list-style-type: none"> - has lived in Austria for at least 10 years or has been married to an Austrian citizen for at least 5 years - speaks German sufficiently (European Language Frame, A2) - loses former citizenship (exceptions only under certain circumstances) - has no pending criminal proceedings - has no pending procedure for ending the stay in Austria - shows a supportive attitude towards the Republic of Austria - doesn't represent a threat for law, order and security in Austria - is able to earn a livelihood 	<p>The citizenship decision making process in Finland takes about 8 months to 1 year and is possible if the applicant:</p> <ul style="list-style-type: none"> - has lived in Finland for at least 5-6 years or has been married to a Finnish citizen for at least 4 years - passes the Finnish language intermediary test – middle level on the scale of 1-5 - the applicant's identity has been established beyond doubt - has reached the age of 18 - meets the integrity requirement - has not neglected your payment obligations - has established means of livelihood
--------------------	--	---	---

4. Sources

4.1 Germany

Bayerisches Staatsministerium für Arbeit und Sozialordnung, Familie und Frauen (2010): Ausländer in Bayern – Zahlen, aktuelle Lage, Integration. München

Bayerisches Staatsministerium für Arbeit und Sozialordnung, Familie und Frauen (2010): Die Bevölkerung mit Migrationshintergrund in Bayern – Stand der Integration und integrationspolitische Maßnahmen. München

Berlin Institut für Bevölkerung und Entwicklung (2009): Ungenutzte Potentiale – Zur Lage der Integration in Deutschland. 1.Auflage, Berlin

Bertelsmann Stiftung (2009): Bildungsbericht Kommune 'Passau' – Ein Baustein des Wegweisers Kommune. Gütersloh

Bertelsmann Stiftung (2009): Zuwanderer in Deutschland, Gütersloh

Bertelsmann Stiftung (2009): Demographiebericht Kommune ‚Passau, Landkreis‘ – Ein Baustein des Wegweisers Kommune. Gütersloh

Bertelsmann Stiftung (2009): Demographiebericht Kommune ‚Passau‘ – Ein Baustein des Wegweisers Kommune. Gütersloh

Bundesagentur für Arbeit/ Statistik-Service-Südost (2011): Bestand an Arbeitslosen nach ausgewählten Altersgruppen und Staatsangehörigkeit. Passau

Bundesministerium des Innern/ Bundesamt für Migration und Flüchtlinge (2009): Migrationsbericht des Bundesamts für Migration und Flüchtlinge im Auftrag der Bundesregierung. Berlin

Clandestino Forschungsprojekt (2009): Irreguläre Migration in Deutschland – Das Zählen des Unzählbaren: Daten und Trends in Europa. Athen

Deutsches Institut für internationale Pädagogische Forschung (2010): Bildung in Deutschland 2010. Berlin: S. 61-94

DGB Bildungswerk (2005): 50 Jahre (Arbeits-) Migration in Deutschland. Düsseldorf

Die Beauftragte der Bundesregierung für Migration, Flüchtlinge und Integration (2010): 8. Bericht der Beauftragten der Bundesregierung für Migration, Flüchtlinge und Integration über die Lage der Ausländerinnen und Ausländer in Deutschland. Berlin

Staatsinstitut für Schulqualität und Bildungsforschung/ Qualitätsagentur (2009): Bildungsbericht Bayern 2009. München

Statistische Veröffentlichungen der Kultusministerkonferenz (2002), in: Sekretariat der Ständigen Konferenz der Kultusminister der Länder in der Bundesrepublik Deutschland(Hrsg.): Ausländische Schüler und Schulabsolventen 1991 bis 2000. Bonn

Statistisches Bundesamt (2009): Bevölkerungsstatistik/Schulabgänger. Wiesbaden

Statistisches Bundesamt Mikrozensus (2009): Bevölkerung nach detailliertem Migrationsstatus, Ländern und Geschlecht. Wiesbaden

4.2 Austria

<http://migration.gv.at>

<http://www.auslaender.at>

<http://www.austria.org>

<http://www.justlanded.com>

<http://www.land-oberoesterreich.gv.at>

<http://www.wien.gv.at>

<http://voices.yahoo.com/how-austrian-citizenship-minimal-hassle-6054706.html>

Active Civic Participation of Immigrants in Austria. Country Report prepared for the European research project POLITIS, Oldenburg 2005, www.uni-oldenburg.de/politis-europe

Österreichischer Integrationsfonds, Statistik Austria, Europäische Kommission, Eurofund, Bundeszentrale für politische Bildung

Statistik Austria: Arbeits- und Lebenssituation von Migrantinnen und Migranten in Österreich. Modul der Arbeitskräfteerhebung 2008

Statistik Austria: MZ-Arbeitskräfteerhebung 2. Quartal 2008

Statistik Austria: Wanderungsstatistik

Where immigrant students succeed - A comparative review of performance and engagement in PISA, OECD 2006

4.1 Finland

Wikipedia

The Finnish immigration services:
http://www.migri.fi/finnish_citizenship/applying_for_citizenship/requirements

The Police:
<http://www.poliisi.fi/poliisi/home.nsf/o/0573FD228E925D83C22578010042FF4C?opendocument>

The Migration Information Source:
<http://www.migrationinformation.org/feature/display.cfm?ID=825>

OECD factbook:
<http://www.oecd-ilibrary.org/sites/factbook-2011-en/02/02/04/index.html;jsessionid=51qqa1vomkok.epsilon?contentType=/ns/StatisticalPublication,/ns/Chapter&itemId=/content/chapter/factbook-2011-16en&containerItemId=/content/serial/18147364&accessItemIds=&mimeType=text/html>

Immigrant education in Finland:
http://www.oph.fi/download/47557_OPH_maahanmuu.ajaesite_enuvalmis.pdf

Ministry of Employment and The Economy:
http://www.tem.fi/?89509_m=106918&l=en&s=2467

Annual Policy Report: http://www.emn.fi/files/681/221112_EMN-rapo-eng.pdf

Annual report on immigration:
http://www.intermin.fi/download/35733_maahanmuutto_eng3107lr.pdf

Jouni Korkiasaari & Ismo Söderling: Finnish Emigration and Immigration after World War II
Siirtolaisuusinstituutti.

Statistics Finland
Demographic statistics and Population and Cause of Death Statistics.
http://www.stat.fi/til/vrm_en.html

Tilastokeskus- http://tilastokeskus.fi/til/vaerak/2012/vaerak_2012_2013-03-22_en.pdf

Integration of immigrants in Finland: the role of hakunilan international organization
https://publications.theseus.fi/bitstream/handle/10024/39514/Obeng_Godfred.pdf?sequence=1

Annual report on asylum and migration statistics reference year 2007
FINLAND http://www.emn.fi/files/116/EMN_Finland_Annual_Report_Asylum_and_Migration_Statistics_2007.pdf

The Annual Report on Immigrants Finland – 2011

MIPEX- Migrant Integration Policy Index
<http://www.mipex.eu/finland>

YLE news online:
http://yle.fi/uutiset/major_unemployment_differences_among_immigrant_groups/6155062